

A faint, light gray background image of a person wearing headphones, centered behind the text.

digital

Portfolio

Advertising Design



**Experience
Something
New!**

A wide variety of services...

- Web Hosting
- Domain Names
- Web Design
- Electronic Cigarettes and Accessories
- Chat Services
- Graphic Design
- And More!

Log on to see all of our great offers today!

www.fourstudios.com

4 Studios

4 Studios Magazine Advertisement

This advertisement was created with fun in mind. Text styles and digital graphic elements are combined to create a unique design for a unique business.

Advertising Design

green living

A Better Future Starts Today

Turn your questions into actions!
Join us at one of our free seminars and learn how you
can help the environment simply by making small
changes to your every day routines.

contact us for information

1-800-555-5555

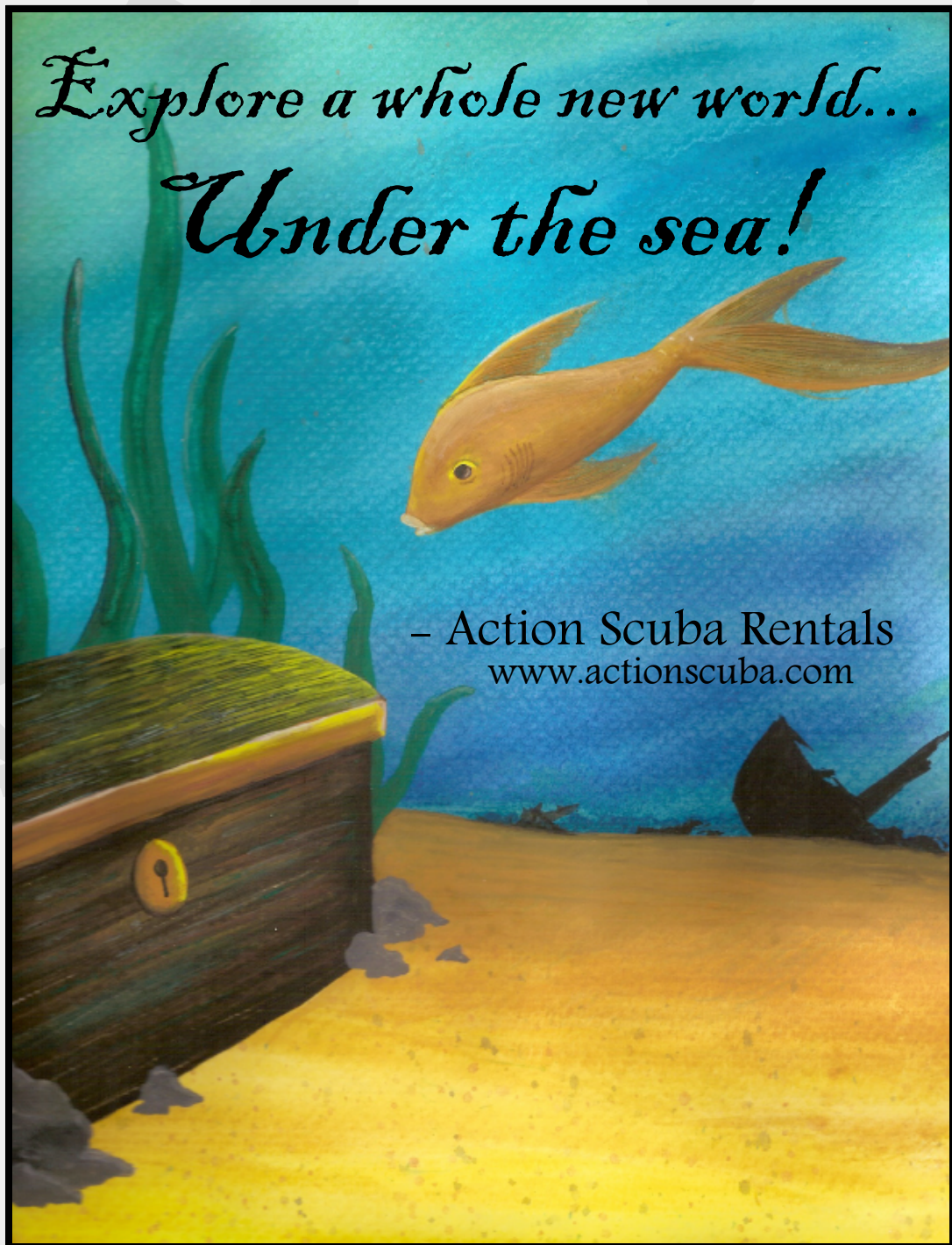
www.greenliving.org



Green Living Advertisement

I used various text styles and graphic elements to create a visually interesting design. The gradient background helps to draw the viewer's eye appropriately.

Advertising Design



Action Scuba Rentals Advertisement

I created the background using watercolor paints and digitally applied the text treatments. The alignment and font styles bring this piece together nicely.

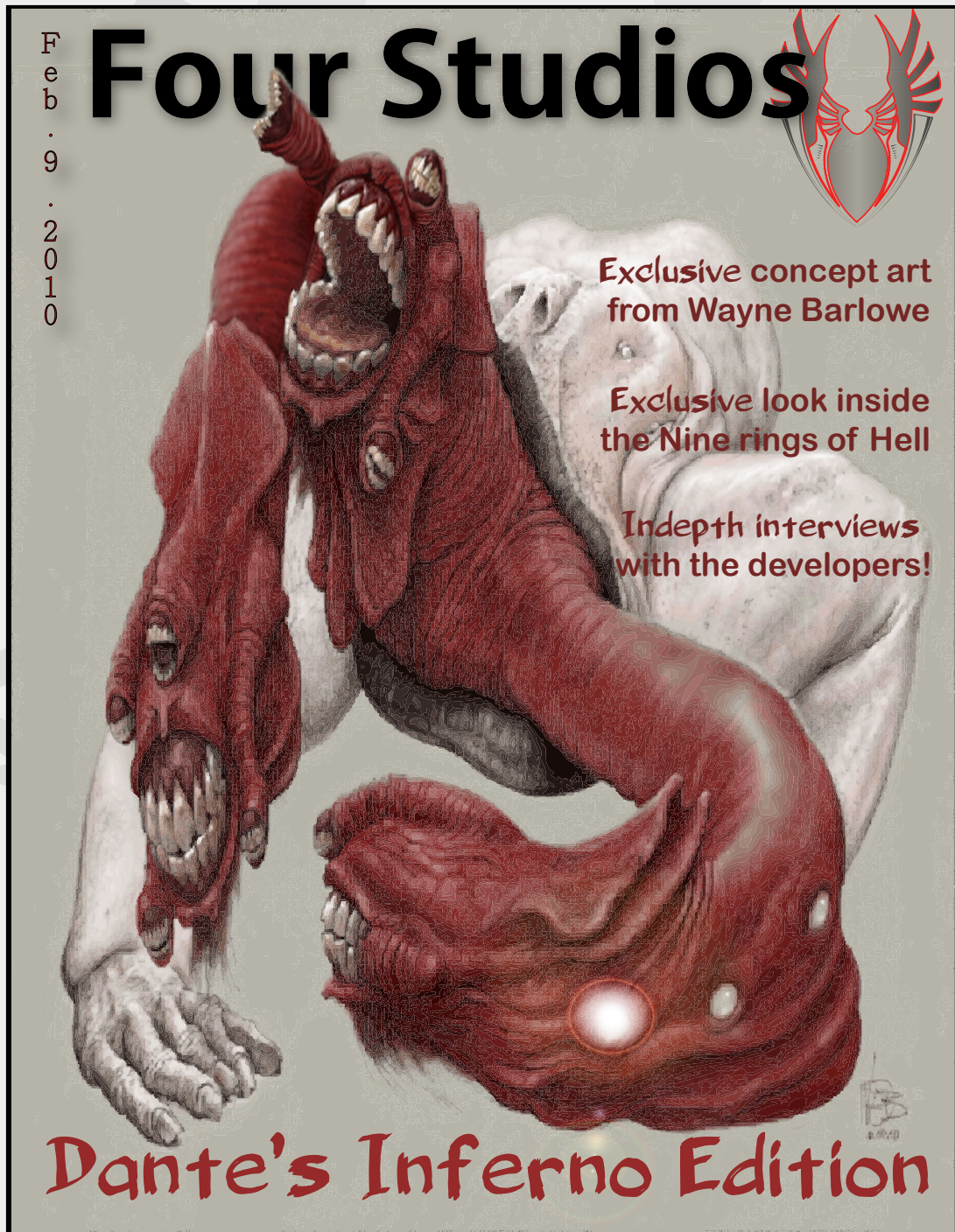
Advertising Design



My Personal Advertisement

I wanted to create a personal business card in order to “advertise” myself to potential employers/customers. I used elements from my web site and resume to accomplish my design goals.

Design Applications



Magazine Cover - Dante's Inferno Edition

This magazine design was created to promote a video game release titled "Diablo III". This game revolves around the classic tale of "Dante's Inferno". I used one of the concept art designs Wayne Barlowe created for the cover.

Design Applications



Magazine Cover - Zombie Awareness

To celebrate “Zombie Awareness Month”, I created a patriotic, zombie themed cover for “Celebration” magazine. I used a font style that would resemble the rot you would expect a zombie to have. I also had the hat cover some of the title.

Design Applications



October 5th 2011

Hyde Park

Donations Accepted
\$10.00 Per Person
Children 10 and younger FREE

Please Help Our Children

A Classical Music Fundraiser

Can you imagine what the world would be like if Mozart or Beethoven did not have good instruments to use when creating the masterpieces we know and love today? This fundraiser was created in order to help our local schools with this same situation. Our children deserve better.

For more information, visit us at www.SchoolsInNeed.org

Fundraising Campaign - Schools In Need

I created a unique logo design for “Schools In Need” and based the rest of the design from it. I included a blue color tone to a few design elements to add a bit more visual interest to the piece in order to attract attention in a subtle way.

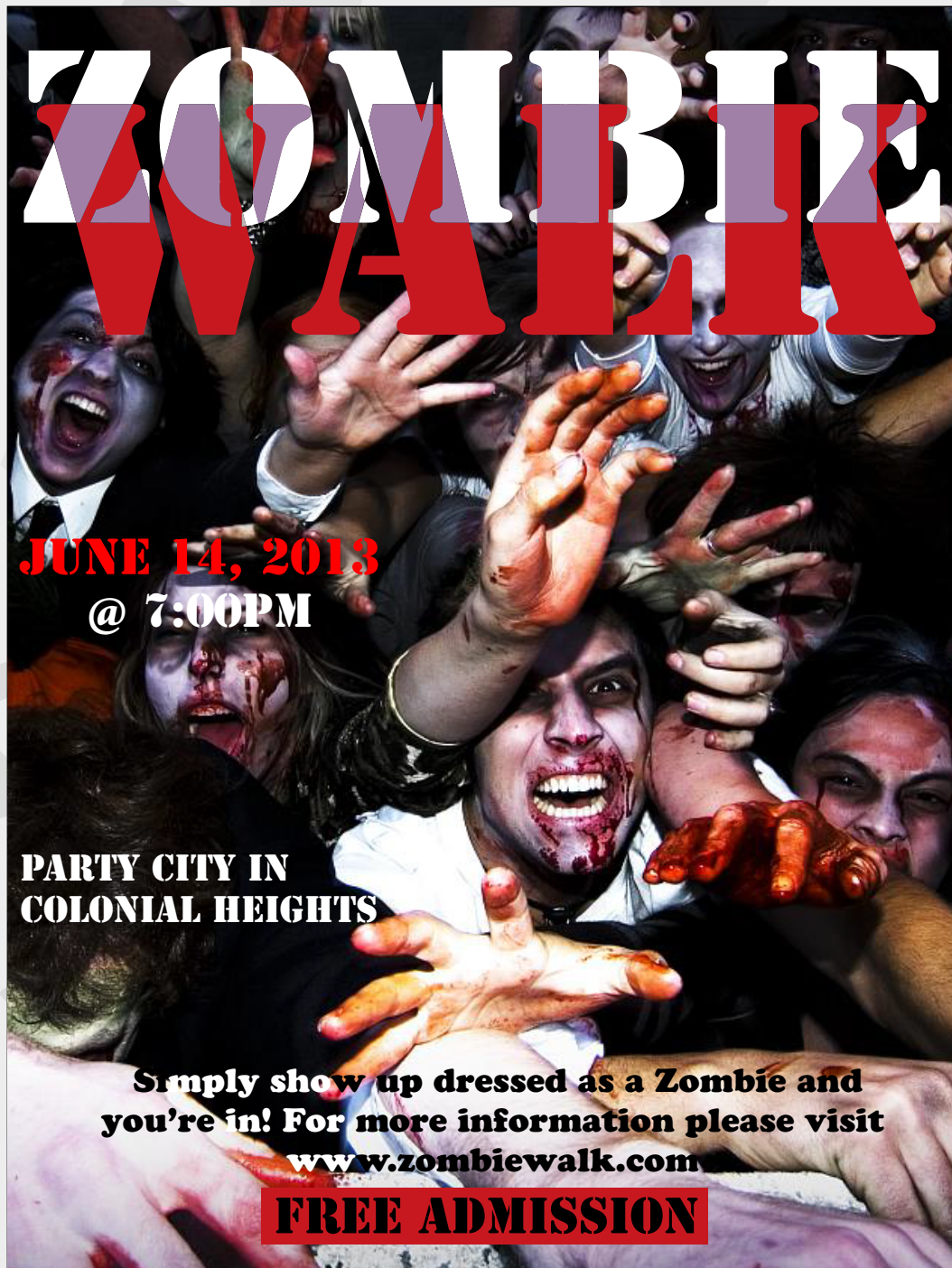
Design Applications



Package Design - Hershey's Special Dark

This design was created in order to appeal to a younger target market. I stayed true to a lot of the classic "Hershey's" design elements but I also included fun text treatments and flowing visual elements as well.

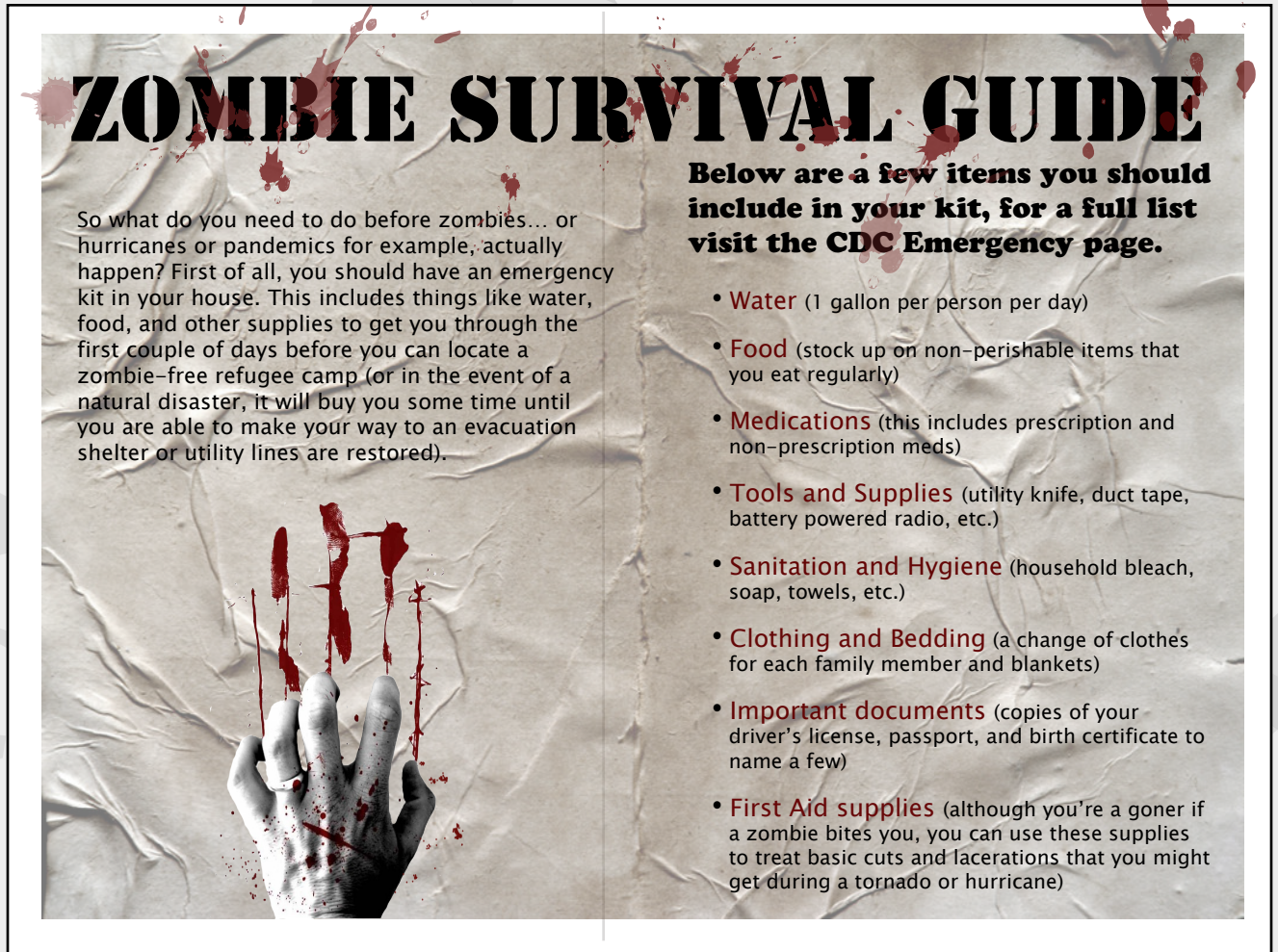
Design Applications



Charity Poster - Zombie Walk

The main draw to this design is the image of the zombies reaching towards the viewer. I used a large text treatment in fun color tones for the title and all other text elements are placed in relation to the image elements.


Design Applications



Two Page Spread - Zombie Survival Kit

In order to get the younger audience more interested in emergency survival kits, I created a design with zombies in mind. Surviving a zombie apocalypse is just as important as surviving any other natural disaster!


Design Applications



CD/DVD Package Design - "The Company"

To visually illustrate the unique nature of this business and video game, I used many design elements to illustrate how this organization is cracking the mold of the game world. Out with the old and in with the new.

Design Applications



Corporate Identity/Logo - "JackRabbit Games"

"Jack Rabbit Games", as a newly formed game developing company, had need of a logo that would be timeless, unique and capable of being used on many mediums. The logo I have created meets/exceeds their needs.

Thumbnails



Thumbnail/Vector/Final - "Hershey's Special Dark"

I am showing the visual process that led to the final "Hershey's Special Dark" chocolate candy wrapper design concept. An enlightening process over all.

Digital Graphics



Generated Graphics- "Zombie Juice"

I created digital designs for the clear containers as well as the soft drink carrier that use fun visual elements and bright colors to attract a younger audience. I have included the vector files here as well.

Digital Graphics



< Front Shirt



Back Shirt >

Generated Graphics- "I.P.T. Logo"

For this project, I was tasked with creating a high quality logo design that will primarily be displayed on shirts and other apparel for a world wide shipping company named "International Postal Transit". I believe it sends the right message.

Digital Graphics

Computer on the fritz?
Give us a call!

1-800-434-9921

7AM to 9PM (Mon-Fri)


Chris Tao Repair

Let our experienced professionals help with your computer repair needs.

We are highly trained and ensure quality work or your money back!

Guaranteed


www.helpchris.com



Generated Graphics- "Computer Critter Chris"

I created this "critter" by digitally altering photographs I took of my computer parts. By positioning the images in specific ways and applying the design on a computer repair flyer, I believe I have created a fun concept that is sure to draw attention.

Digital Graphics



Generated Graphics- Book Cover Design

This design was created for the next book in the “A Song of Ice and Fire” series by George R. R. Martin called “The Winds of Winter”. This book has not been released as of yet and I was not contracted by George R. R. Martin or his staff to design it. I created this design for my own enjoyment and to complete a school assignment.

Those of you who have read this book series can easily see why I chose specific design elements. For those of you who are not familiar with this series, I will explain.

The crow is a prominent feature during the era these books are written. They are used to carry messages and more. Since “Winter is Coming” is discussed so prominently... I chose to gradiate the falling feathers from black to white (snow).

Electives

Learn shadow and perspective techniques for FREE!

JULY 18TH THROUGH THE 22ND ONLY
AUSTIN COMMUNITY ARTS CENTER



1-800-555-0092
WWW.ACAC.ORG

Physical Media - Graphite/Pastels/Markers


I combined a few of my physical media pieces to create a poster advertising free art lessons. The first piece (the eggs in a dark *wierdly shaped* glass... thing, was created using graphite pencils only. Graphite was also used for the “Columbus day” image (with the map and feather). Pastels and colored markers were used to create the city.

Electives



Digital Graphics - Cookie Container

I have included the vector image, digital design and the finished/applied product photograph of the “Cookie Container” design. I wanted to create a unique cookie package (Pringles can) with an appealing design that does not have a “front” or a “back”. The design is continuous, visually appealing and informative.



UNDERGROUND FAUV EXHIBIT

Experience Fauvism like never before

July 12 - 28

Austin's Museum of Modern Art

www.amma.com

Photography - "Fauvism Tree"

For this design, I digitally altered a photograph of a tree to appear more like the Fauvism style paintings that can be found in museums. I applied the finished product onto a poster which advertises a special "Underground Fauv" exhibit at a local museum. I used colors from the photo for the background and title text colors.

Electives



Digital Alterations - Solar Eclipse

I took multiple screenshots of the latest solar eclipse from a live feed online. I could not see the sun spots or flares as easily as I would have liked so I digitally altered them in Photoshop. The left side shows the original images and the right side shows the digital alterations.